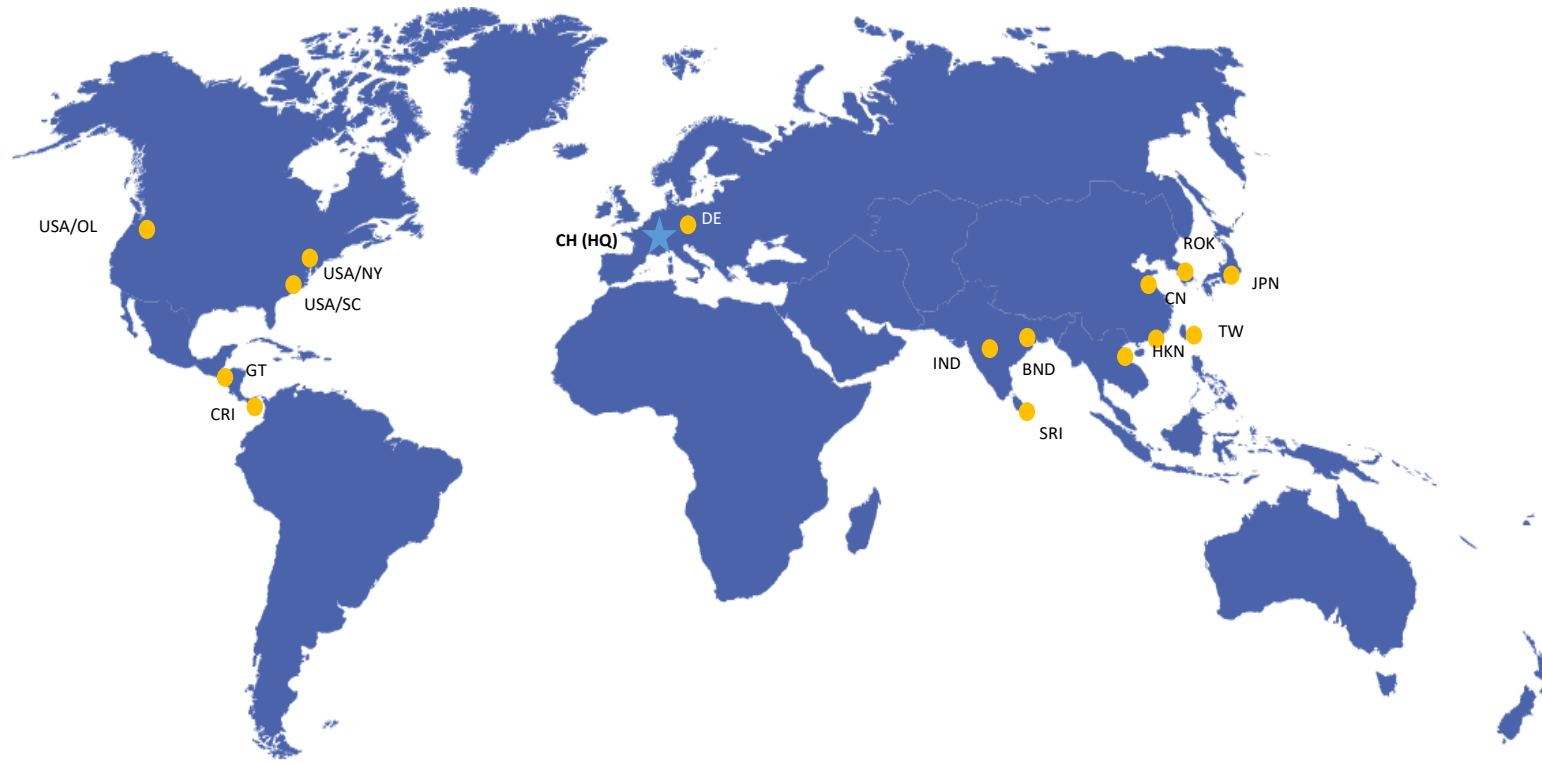


Introduction to bluesign and New Service Levels

The Bluesign logo consists of the word "bluesign" in a white, lowercase, sans-serif font, positioned within a dark blue square. The background of the slide features a dynamic 3D effect of blue cubes of various sizes, appearing to burst out from the bottom right corner and scatter across the white space. A thin, light blue line curves from the bottom left towards the center of the image.

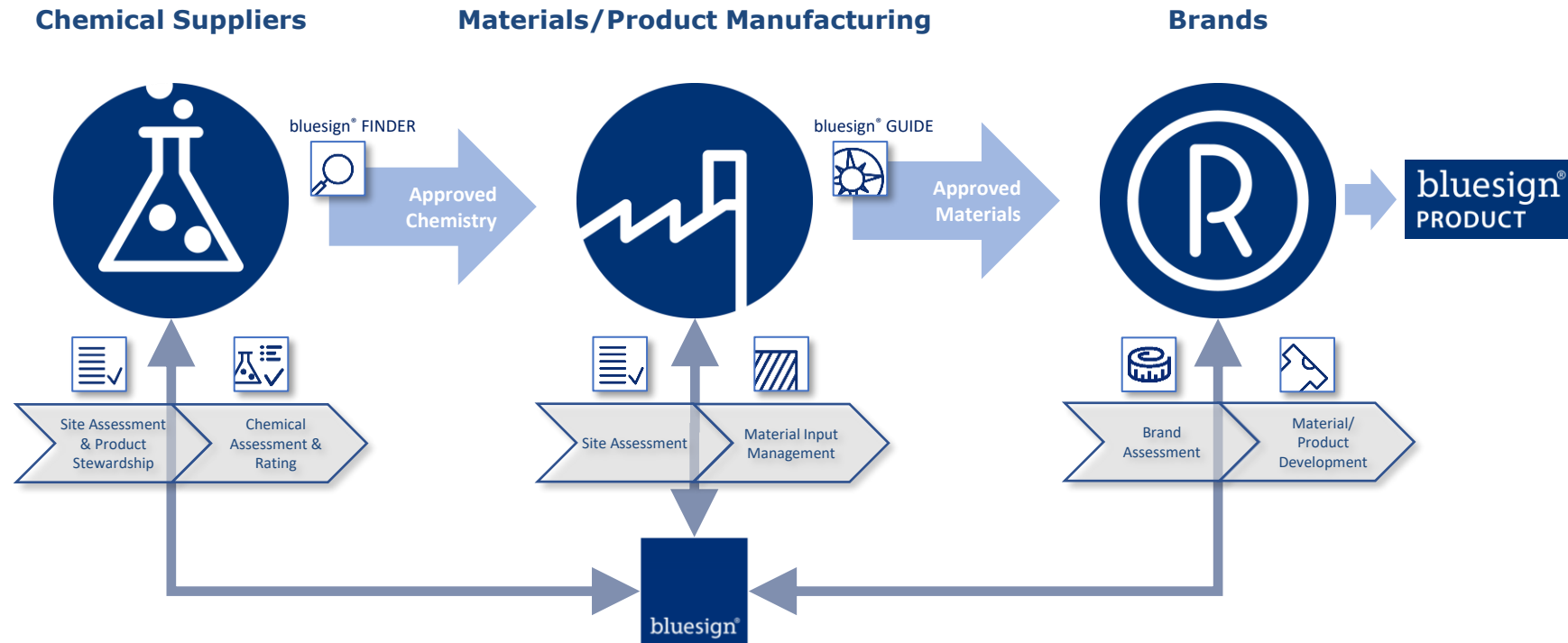
bluesign®

Global Solution Provider for a Sustainable Textile Industry



- founded in 2000, Headquarter in Switzerland
- KEY PRODUCT: “Input Stream Management System”
- more than 750 system partners worldwide
- SGS as shareholder since 2008
- 95 employees

bluesign® Input stream management



GOOD INPUT = GOOD OUTPUT

Input Stream Management instead of Testing



- Legal compliance
- Processes, equipment
- Wastewater emissions
- Air emissions
- Waste management
- **Product stewardship**

- General Management
- **Resource Management**
- Wastewater emissions
- Air emissions
- **Chemical Management**
- Storage and handling of hazardous materials
- Waste management
- Occupational health and safety
- Emergency preparedness and response

- Policy (EHS)
- **Suppliers**
- **Materials**
- **Chemistry**
- Engagement
- Goals

Focus



People

- Consumer Safety
- Occupational health and safety

Environment

- Water emissions
- Air emissions
- Waste
- Soil

Resources

- Energy, water, chemicals, raw materials
- Benchmark

bluesign® system

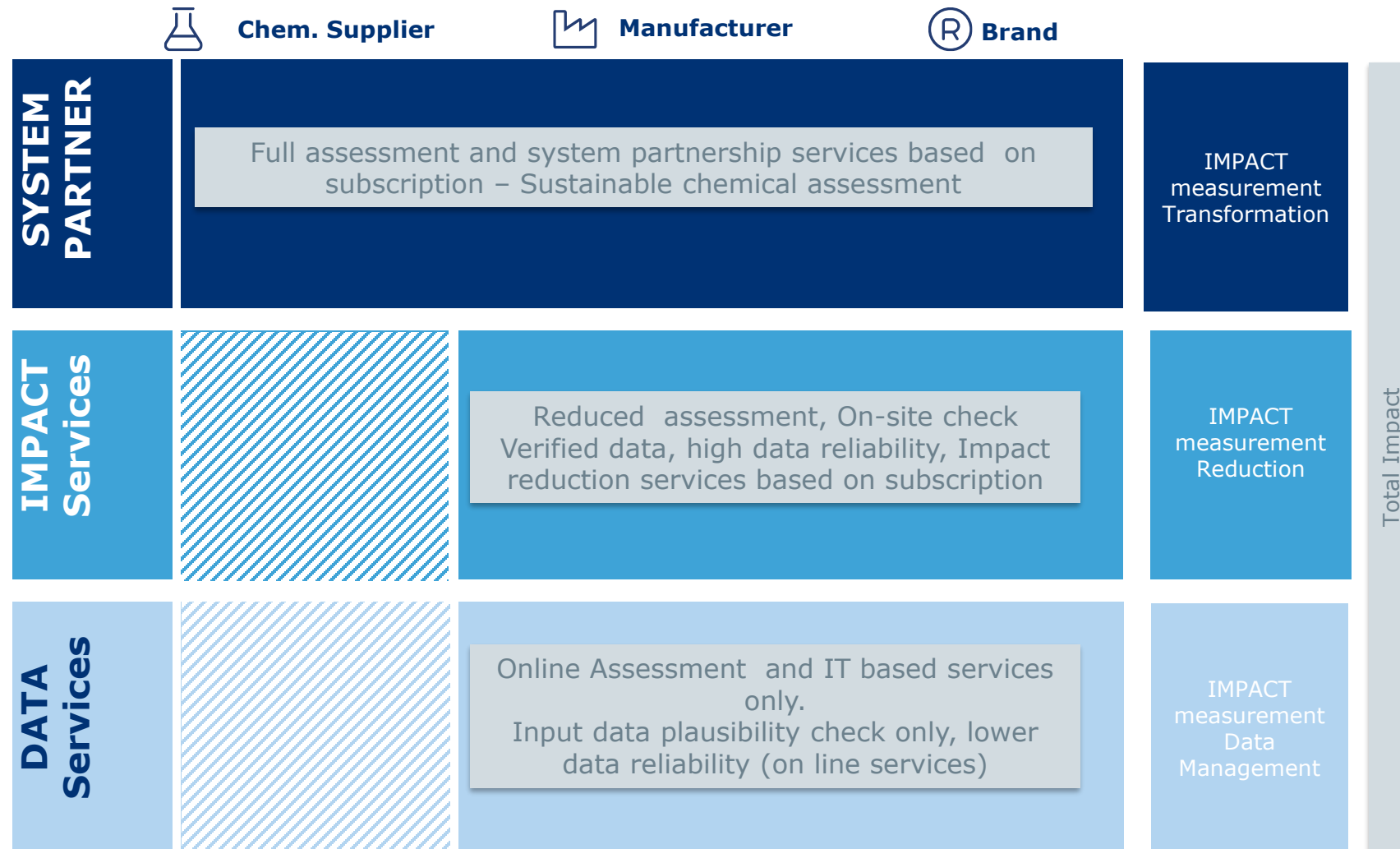
- Risk minimization
- Reduction of impacts
- Protection of people and the environment
- Resource productivity

New Service Levels

The Bluesign logo consists of the word "bluesign" in a white, lowercase, sans-serif font, positioned within a dark blue square. The background of the slide features a dynamic 3D effect of blue cubes of various sizes, appearing to burst out from the bottom right corner and scatter across the white space. A thin, light blue line curves from the bottom left towards the center of the cube cluster.








bluesign®

Service levels (overview)



Product Portfolio for BRAND Services









	DATA SERVICES	IMPACT SERVICES	SYSTEM PARTNER
	Data management	Improvement	Transformation
CUBE – Online Platform (My Company, Partnersearch, Guide, Finder, Downloads)	✓ "Finder" public version	✓	✓
Brand Assessment	✓ Desktop	✓	✓
Supply Chain Analyses (annual service)		✓ (up to 70 suppliers)	✓ (up to 200 suppliers)
IMPACT Supply Chain Dashboard (annual service) (GHG, Energy, Water, Chemistry, text. Waste)	✓	✓	✓
IMPACT Supply chain report and 1:1 Analyses (annual service)		✓	✓
IMPACT Product Benchmarking		✓ (1 Material)	✓ (up to 5 Materials)
CIL Service (RSL based monitoring of Supply chain)		✓	✓
Gap Analyses		✓	✓
Roadmap Coaching (Focus Gap closing)			✓
Consultancy, Helpdesk, Trainings *1 			✓ 1 d/a free, 30 % discount
Label	 If >80% of Supply chain data are verified (MT L2 & L3)	 If >80% of Supply chain data are verified (MT L2 & L3)	  If >80% of Supply chain data are verified (MT L2 & L3)
Trademark			 

*1: individual Bluesign Academy Services upon request

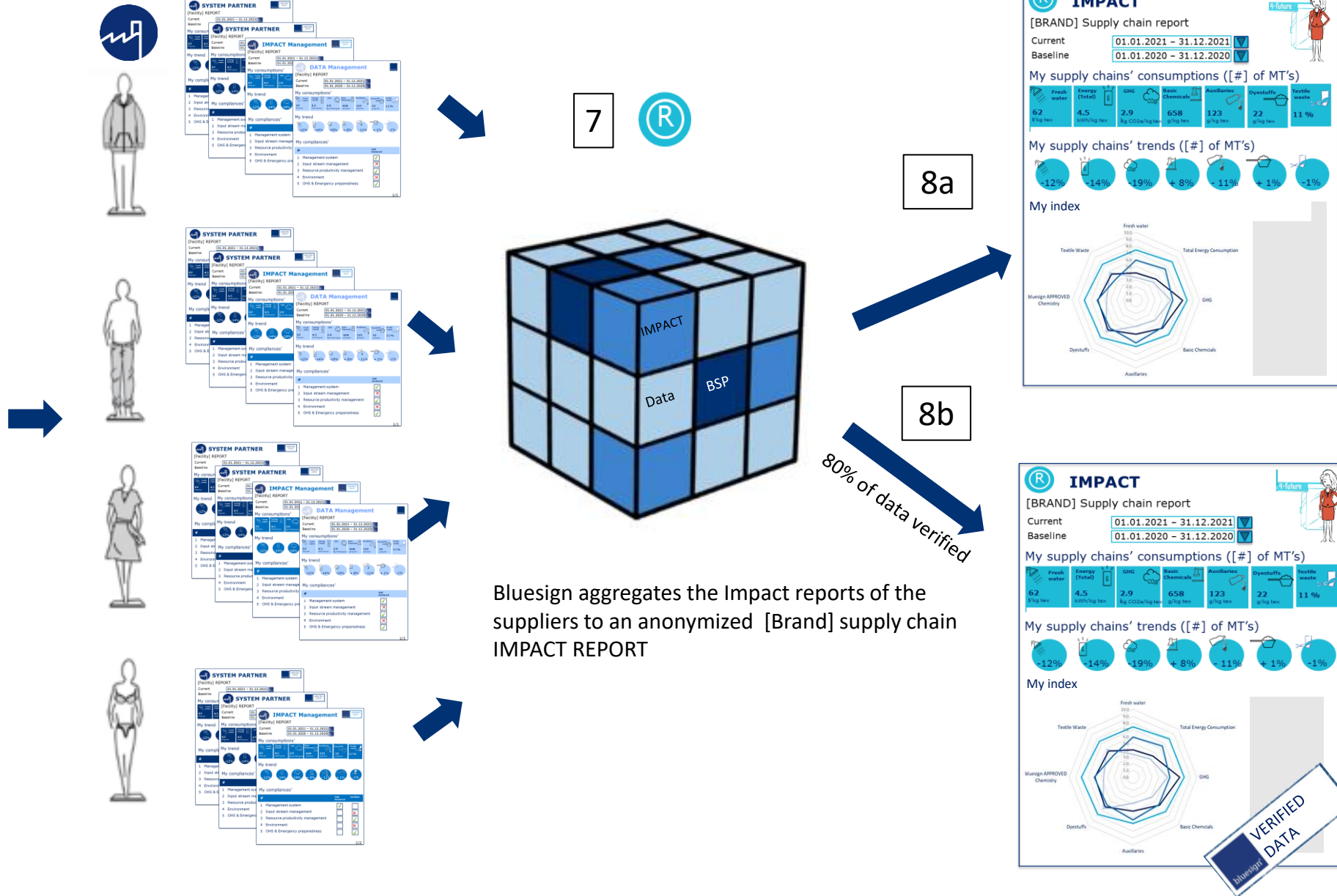
Product Portfolio Manufacturer Services



	DATA SERVICES	IMPACT SERVICES	SYSTEM PARTNER
	Data management	Improvement	Transformation
CUBE - My Company /My Compliance (Registration, Categorization and Declaration)	✓	✓	✓
CUBE – Online Platform (Partnersearch, Finder, Guide, Downloads)	✓ "Finder" public version	✓	✓
Data verification by virtual expert	✓	✓	✓
Data verification at site		✓ (Impact relevant data)	✓
IMPACT Facility Dashboard (annual service) (GHG, Energy, Water, Chemistry, text. Waste)	✓	✓	✓
IMPACT Facility Report (annual service)		✓	✓
IMPACT Product Benchmarking (annual service)		✓ (1 Material)	✓ (up to 5 Materials)
CIL Service (leads into MRSL conformity)		✓	✓ (incl. risk analyses)
Facility Assessment (Input stream, EHS)		✓ (Impact relevant data)	✓
Gap Analyses		✓ Critical non conformities	✓
Implementation Service (Coaching on Gaps)			✓
bluesign Xpert			✓ On request
Consultancy, Helpdesk, Trainings *1 			✓ 1 d/a free, 30 % discount
Label			 
Trademark			 


*1: individual Bluesign Academy Services upon request

Steps to GET an Impact report (III)




Manufacturer «DATA Services» (L1)

Facility Impact Report



DATA Management








[Facility] REPORT










Current 01.01.2021 – 31.12.2021 ▼

Baseline 01.01.2020 – 31.12.2020 ▼

My consumption

 Fresh water	 Energy (Total)	 GHG	 Basic Chemicals (Process)	 Auxiliaries	 Dyestuffs	 Textile waste
62 l/kg tex	4.5 kWh/kg tex	2.9 kg CO _{2e} /kg tex	658 g/kg tex	123 g/kg tex	22 g/kg tex	11 %

My trend (Current vs. Baseline)

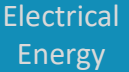
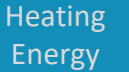
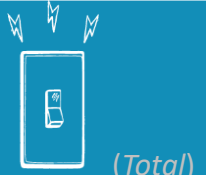




 -12%	 -14%	 -19%	 +8%	 -11%	 +1%	 -1%
--	--	--	---	--	---	---

My compliances

#		# Questions	Self declared
1	Management system	4	3 75%
2	Input stream management	0	n.a
3	Resource productivity management	0	n.a
4	Environment	5	4 80%
5	OHS & Emergency preparedness	1	1 100%
	Total	10	8 80%

1/1

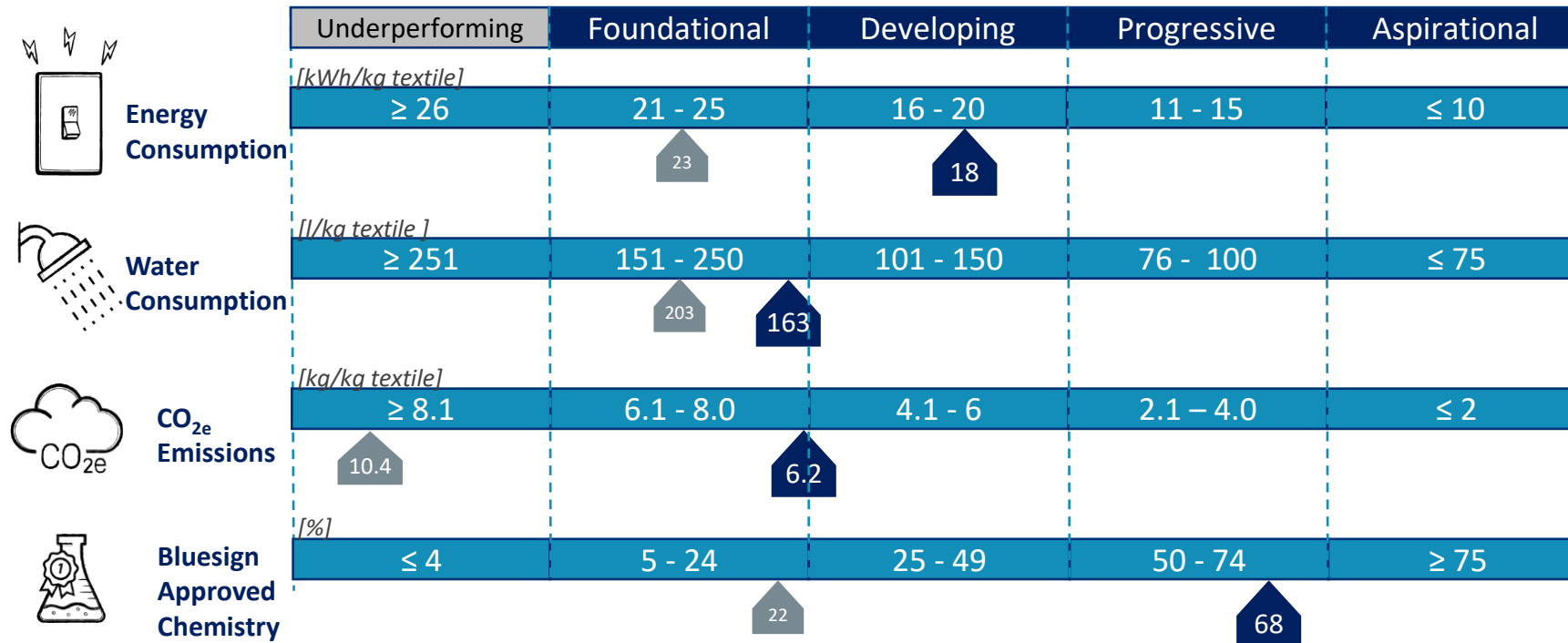
Impact Results for [Brand] (detail)

	 Electrical Energy	 Heating Energy	 (Total) Energy Consumption	 CO2e Footprint	 Water Consumption	 Chemical Consumption	 Bluesign Approved Chemistry
<i>(units)</i>	<i>(kWh/kg)</i>	<i>(kWh/kg)</i>	<i>(kWh/kg)</i>	<i>(kg/kg)</i>	<i>(l/kg)</i>	<i>(g/kg)</i>	<i>(%)</i>
Baseline	5.2	17.7	22.9	10.4	203	380	22
Current	3.5	14.7	18.2	6.2	163	370	68
Trend	-32 %	-17 %	-20 %	- 41 %	-20 %	- 2.7 %	+ 201 %

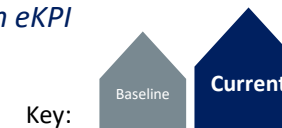
Analysis:

- Reduction in all main eKPI's – energy, carbon footprint, water and chemistry
- Disproportionate reduction of carbon footprint due to change to more environmentally responsible heating sources
- Strong increase of Bluesign approved chemistry -> less impact for air/water path and higher consumer safety level

Aggregated Production Site [Brand] eKPI Status vs. bluesign Manufacturer Performance Rating



The average combined specific impact versus the bluesign established benchmarks for manufacturers, for each eKPI



bluesign technologies ag
9015 St.Gallen, Switzerland
Phone +41 71 272 29 90
info@bluesign.com

A Member of the **SGS GROUP**